












Patient information card for SMAIO implants





Instructions:

- This document is intended to be filled in by the health care center's staff.
- *Patient / Surgery information should be filled in before the surgery.*
- *Stickers should be filled in after the surgery.*
- **ONLY** implanted devices' stickers should be stuck.

Meaning of symbols used:

| | |
|---|--|
|  | Indicates the identification data of the patient |
|  | Indicates the address of the health care center or doctor where medical information about the patient may be found |
|  | Indicates the date that information was entered, or a medical procedure took place |
|  | Website where a patient can obtain additional information on the medical product |
|  | Manufacturer |
|  | Manufactured in France |
|  | Catalogue number |
|  | Batch code |
|  | Serial number |
|  | Unique device identifier |
|  | Medical device |

Patient / Surgery information:


| | |
|---|--|
|  | |
|  | |
|  | |
|  | www.smaio.com |

Patient information card for SMAIO implants

Stickers:

| | | |
|----------------------------------|----------------------------------|----------------------------------|
| STICK IMPLANTED DEVICE CARD HERE | STICK IMPLANTED DEVICE CARD HERE | STICK IMPLANTED DEVICE CARD HERE |
| STICK IMPLANTED DEVICE CARD HERE | STICK IMPLANTED DEVICE CARD HERE | STICK IMPLANTED DEVICE CARD HERE |

Manufacturer of the devices:

| | |
|---|--|
|  | S.M.A.I.O 2 Place Berthe Morisot - Parc Technologique 69800 Saint-Priest - FRANCE |
|---|--|