










# Patient information card for SMAIO implants





## Instructions:

- This document is intended to be filled in by the health care center's staff.
- *Patient / Surgery information should be filled in before the surgery.*
- *Stickers should be filled in after the surgery.*
- **ONLY** implanted devices' stickers should be stuck.

## Meaning of symbols used:

	Indicates the identification data of the patient
	Indicates the address of the health care center or doctor where medical information about the patient may be found
	Indicates the date that information was entered, or a medical procedure took place
	Website where a patient can obtain additional information on the medical product
	Manufacturer
	Catalogue number
	Serial number
	Unique device identifier
	Medical device

## Patient / Surgery information:


	
	
	
	<a href="http://www.smaio.com">www.smaio.com</a>

# Patient information card for SMAIO implants

Stickers:

STICK IMPLANTED DEVICE CARD HERE	STICK IMPLANTED DEVICE CARD HERE	STICK IMPLANTED DEVICE CARD HERE
STICK IMPLANTED DEVICE CARD HERE	STICK IMPLANTED DEVICE CARD HERE	STICK IMPLANTED DEVICE CARD HERE

Manufacturer of the devices:

	<b>S.M.A.I.O</b> 2 Place Berthe Morisot - Parc Technologique 69800 Saint-Priest - FRANCE
---	--